



**December
2020**

Kentucky After 3PM



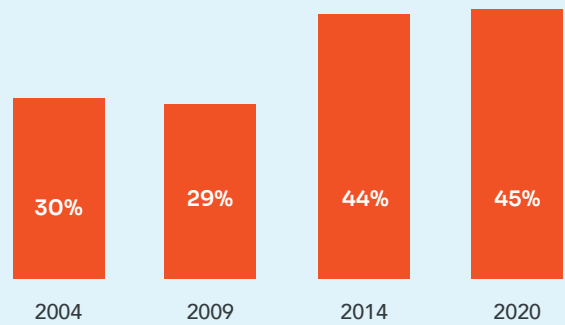
For years, afterschool programs have kept kids safe, inspired them to learn, and offered parents peace of mind that their children are constructively engaged in the hours between the end of the school day and when parents return from work.

Yet, in Kentucky, America After 3PM found that **for every child in an afterschool program, 4 are waiting to get in, with 85,849 children** alone and unsupervised after school.

The number of students left without afterschool in Kentucky is on the rise




There are now 280,552 children (45%) in Kentucky who would be enrolled in an afterschool program if one were available to them. In the last decade, the number of children unable to access afterschool programs has grown in Kentucky by 101,481.




Unmet demand for afterschool programs by year





Kentucky children who are fortunate enough to take part in afterschool programs are receiving critical supports

94% of Kentucky parents are satisfied with their child's afterschool program. Kentucky children in afterschool programs are:

	Building life skills	58%
	Getting help with homework	76%
	Engaging in STEM or computer science learning opportunities	53%

	Taking part in physical activities	83%
	Receiving healthy snacks or meals	77%
	Interacting with peers and building social skills	90%

Additionally, Kentucky parents report high levels of satisfaction with supports in their child's afterschool program, including:

	A safe environment	96%
	Knowledgeable and caring staff	88%



Moreover, Kentucky parents report that afterschool programs are a lifeline for working families:

80%	of parents with a child in an afterschool program agree that the program helps them keep their job or work more hours
85%	of parents overall agree that afterschool programs provide working parents peace of mind

78,912

Number of children in afterschool programs

6.3 hours

Average hours per week children spend in an afterschool program

3.9 days

Average days per week children spend in an afterschool program

\$117.90

Average weekly cost of afterschool programs*

31%

Percentage of children in afterschool who are from low-income households

68%

Percentage of afterschool programs located in a public school building

**Among parents who report that they pay a fee for their child's afterschool program*



Cost and access top the list of roadblocks to afterschool program participation

A significant percentage of parents in Kentucky report challenges to enrolling their child in an afterschool program, for example, **nearly 3 in 5** parents said that the cost of programs was an important factor in their decision not to enroll their child in a program.

% of parents reporting they did not enroll their child in an afterschool program because of the following:

Lack of available programs



Programs are too expensive

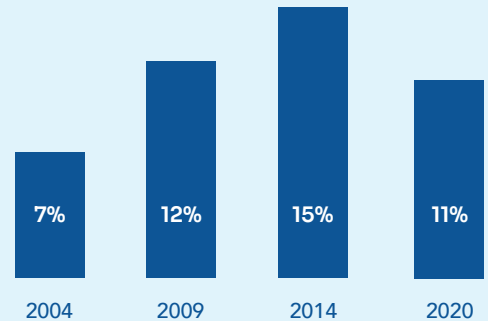


No safe way for their child to get to and from programs



As high levels of parents reported barriers to participation, afterschool program participation in Kentucky saw a decrease compared to the last America After 3PM survey in 2014.

Afterschool program participation by year



There is significant bipartisan support for greater investment in afterschool

To help ensure that all children in Kentucky who want to participate in an afterschool program are able, greater investment in afterschool is needed. Support for public funding for afterschool programs in Kentucky is high, with **83% of parents in favor of funding** for programs that provide afterschool opportunities.

In the face of the ongoing pandemic, parents nationally continue to see afterschool programs as a resource to promote their child's growth and development while also helping parents maintain or find employment. In an October 2020 national survey of parents, **77%** agreed that Congress should provide additional funding for afterschool programs to operate during virtual school days.

Strong support for public funding across the political spectrum

Democrats



Independents



Republicans



About the survey

America After 3PM is a national survey of parents or guardians of school-aged children, screening 31,055 households and having 14,393 households completing in-depth interviews via an online survey using a blend of national consumer panels. At least 200 households completed interviews in every state and Washington D.C., between January 27 and March 17, 2020. Where the minimum could not be met, supplemental telephone interviews were conducted. Data were collected by Edge Research on behalf of the Afterschool Alliance. The percentages and projected numbers in America After 3PM are based on survey responses from parents. In Kentucky, 586 households and 804 children were screened for this study. Child-level statewide projections and total school enrollment numbers are based on 2018-2019 Department of Education, National Center for Education Statistics. Total school enrollment for Kentucky is 697,199.

For additional information about America After 3PM, visit: <http://www.afterschoolalliance.org/AA3PM/>.

America After 3PM was made possible with the support of the New York Life Foundation, Overdeck Family Foundation, The Wallace Foundation, the S.D. Bechtel, Jr. Foundation, Altria Group, the Walton Family Foundation, and the Charles Stewart Mott Foundation.



Afterschool Alliance